


STORM FLEX®

SF047EW



E- AND W-BAND TEST ASSEMBLY



An SF047EW assembly offers test engineers the proven durability and robustness of Storm Flex® 047 cable, optimized for coaxial connectivity at frequencies up to 110 GHz.

SF047EW cable can withstand handling and flexing and still match the original Insertion Loss and VSWR performance at frequencies previously addressed by waveguides.

While useful in controlling loss, the waveguide's rigidity did not allow for flexibility in test set-ups.

And, early attempts at higher frequency flexible cables resulted in fragile, unstable, and high-reflection assemblies.

SF047EW assemblies are designed to address all of those issues, delivering:

- *The flexibility to accommodate a variety of test set-ups*
- *Durable, trouble-free construction*
- *Consistent, repeatable electrical performance with flexure*
- *Optimized connectivity at frequencies up to 110 GHz*

FEATURES

- ~ *Solid PTFE dielectric*
- ~ *Ultra-high strength outer braid*
- ~ *Optimized for use in E and W bands*

BENEFITS

- ~ *High compression resistance and greater durability*
- ~ *Eliminates cable breakage associated with repeated bending and handling*
- ~ *Consistent, repeatable electrical performance with flexure*
- ~ *Enables coaxial connectivity up to 110 GHz*
- ~ *Eliminates the need for waveguides*



**TELEDYNE
STORM MICROWAVE**
Everywhereyoulook™

*High value microwave and
electronic interconnect solutions*

www.teledynestorm.com


STORM FLEX®

SF047EW

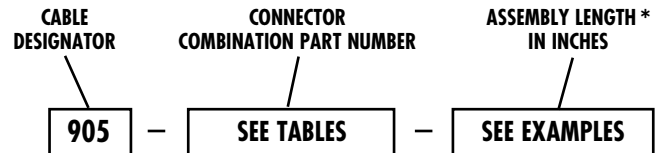
E- AND W-BAND TEST ASSEMBLY

SPECIFICATIONS		STORM FLEX® 047EW
Cable Designator		905
Diameter (in/mm)		0.055/1.40
Max Frequency (GHz)		110
Attenuation–Nominal @ 67 GHz (dB/ft)		4.48
Attenuation–Nominal @ 90 GHz (dB/ft)		5.09
Attenuation–Nominal @ 110 GHz (dB/ft)		5.87
VSWR	Typ @ 110 GHz	1.30:1
	Max @ 110 GHz	1.35:1
Shielding Effectiveness (dB, 0-18 GHz)		–85 or better
Minimum Centerline Bend Radius (in/mm), static		0.040/1.016
Connector Retention (lbs/kg min), straight pull		10/4.54
Connector Retention (lbs/kg min), right angle pull		5/2.27
Weight (grams/ft & /m)		1.54/5.05
Operating Temperature Range (°C)		–55 to +85

*Insertion loss stability verified per VDI/VDE/DGQ/DKD 2622 Part 19.
Specifications subject to change without notice.*



ORDERING INFORMATION: Part Number Designation



EXAMPLES:

905-4243-048 = Storm Flex® 047EW, 1 mm SP to 1 mm SJ (assembly operates to 110 GHz), **48 inches**

905-4343-048 = Storm Flex® 047EW, 1 mm SJ to 1 mm SJ (assembly operates to 110 GHz), **48 inches**

* Max assembly length is 84 in/2.1 m

CONNECTOR COMBINATION PART NUMBERS

CONNECTOR OPERATING FREQUENCY

		110 GHz	
		1.0 mm SP	1.0 mm SJ
110 GHz	1.0 mm SP	4242	4243
	1.0 mm SJ	4243	4343

A mating torque value of 4 in-lbs/0.45 Nm is recommended for the 1.0 mm interface.

CONNECTOR CODES

SP	Straight Plug
SJ	Straight Jack



AS9100/ISO 9001 REGISTERED

10221 Werch Drive
Woodridge, Illinois 60517

www.teledynestorm.com

Tel 630.754.3300
Fax 630.754.3500
Toll Free 888.347.8676
storm_microwave@teledyne.com

Approved for Public Release 18-003

01/18